

# Series 60

Detectors-Transmitters for Flammable, Toxic Gases and Oxygen

- Intrinsically Safe (IS) and XP approved
- Back-lit display
- Pre-calibrated sensor
- Non-intrusive local calibration



OLCT 60A



OLCT 60AD

Introducing the OLCT 60, a new generation of high quality gas detectors which covers all industrial needs for a variety of applications.

The OLCT 60 Series is composed of several versions:

- XP or IS sensor (toxic or oxygen versions)
- Remote or on-board sensor. The OLCT 60AD version allows the sensor to be installed remotely up to 15 meters (standard), allowing detection in inaccessible locations, or in Zone 0 in the case of the intrinsically safe (IS) version.

The detector units are made of 316L stainless steel, and are rugged and resistant to corrosion. Pre-calibrated sensors can be disconnected by turning the head of the unit. These "smart" sensors can be calibrated outside hazardous areas.

The OLCT 60 is equipped with non-intrusive access to a safe menu. In hazardous areas, calibration can be done with an operating mode in accordance with safety rules.

- Access to maintenance menu
- Pure air injection
- Zero validation\*
- Standard gas injection
- Calibration validation taking into account the usage rate\*  
*\* Automatic adjustment of zero and sensitivity*

All of these tasks can be carried out without opening the detector, using a unique magnetic key.

Access to the maintenance mode is protected to avoid accidental reprogramming of the unit.

The units are available at either 230 V AC, 125 V AC or 24 V DC.

**INDUSTRIAL  
SCIENTIFIC**

[www.indsci.com](http://www.indsci.com)

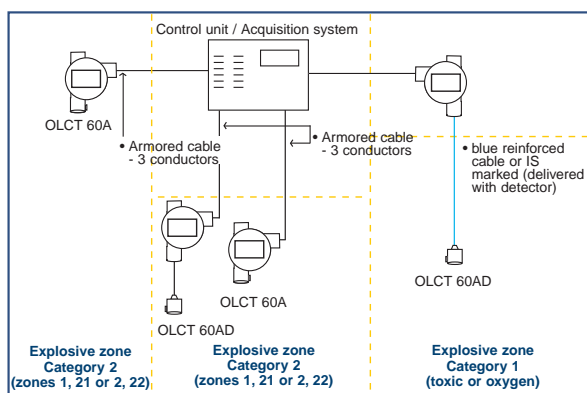
# Series 60

## SENSOR SPE

Gases	Type of sensor	Range (ppm)	Operating temperature*	Relative humidity uncondensed
O <sub>2</sub>	electrochemical	30,00%	-20°C to +50°C	10% to 95% RH
CO	electrochemical	100, 300 and 1000	-20°C to +50°C	10% to 95% RH
H <sub>2</sub> S	electrochemical	30, 100 and 1000	-20°C to +50°C	10% to 95% RH
NO	electrochemical	100, 300 and 1000	-20°C to +50°C	10% to 95% RH
NO <sub>2</sub>	electrochemical	10 and 30,0	-20°C to +50°C	10% to 95% RH
SO <sub>2</sub>	electrochemical	10,0 30,0 and 100	-10°C to +50°C	10% to 95% RH
Cl <sub>2</sub>	electrochemical	10	-20°C to +50°C	10% to 95% RH
H <sub>2</sub>	electrochemical	2000	-20°C to +50°C	10% to 95% RH
HCl	electrochemical	30,0 and 100	-20°C to +40°C	10% to 95% RH
HCN	electrochemical	10,0 and 30,0	-20°C to +40°C	10% to 95% RH
NH <sub>3</sub>	electrochemical	100	-20°C to +40°C	10% to 95% RH
		1000	-20°C to +40°C	10% to 95% RH
O <sub>3</sub>	electrochemical	1	-10°C to +40°C	10% to 95% RH
PH <sub>3</sub>	electrochemical	1	-20°C to +40°C	10% to 95% RH
ClO <sub>2</sub>	electrochemical	3	-20°C to +50°C	10% to 95% RH
SiH <sub>4</sub>	electrochemical	50	-20°C to +40°C	10% to 95% RH
AsH <sub>3</sub>	electrochemical	1	-10°C to +40°C	20% to 95% RH
CH <sub>4</sub>	catharometer	0-100% vol	-20°C to +50°C	10% to 95% RH
H <sub>2</sub>	catharometer	0-100% vol	-20°C to +50°C	10% to 95% RH
NH <sub>3</sub>	catalytic	0-5000	-20°C to +50°C	10% to 95% RH
Flammable gas	catalytic	0-100% LEL	-20°C to +70°C	10% to 95% RH
			-20°C to 200°C	10% to 95% RH

\* Temperature at 20°C and at Atmospheric Pressure

### Drawing of connections per zone



## PECIFICATIONS

Pressure	Accuracy at full scale (at atmospheric pressure)	Life span (in month)	T (50)	IP	IS	AD
Atm +/- 10%	from 5 to 30% = 0,4%vol	28	6	66	YES	YES
Atm +/- 10%	+/- 2 ppm (range 0-100)	48	10	66	YES	YES
Atm +/- 10%	+/- 1,5 ppm (between 0-30 ppm)	48	15	66	YES	YES
Atm +/- 10%	+/- 2 ppm (range 0-100)	36	15	66	YES	YES
Atm +/- 10%	+/- 0,8 ppm	26	20	66	YES	NO
Atm +/- 10%	+/- 0,7 ppm range 0-10	36	15	66	YES	NO
Atm +/- 10%	+/- 0,5 ppm	26	50	66	YES	NO
Atm +/- 10%	+/-5 ppm range 0-100	26	50	66	YES	YES
Atm +/- 10%	+/- 0,5 ppm range 0-10	26	50	66	YES	NO
Atm +/- 10%	+/- 0,3 ppm range 0-10	26	40	66	YES	NO
Atm +/- 10%	+/- 5 ppm	26	50	66	YES	YES
Atm +/- 10%	+/- 10 ppm range 0-1000	26	50	66	YES	YES
Atm +/- 10%	+/-0,05 ppm	20	50	66	YES	NO
Atm +/- 10%	+/- 0,05 ppm	20	40	66	YES	NO
Atm +/- 10%	+/- 0,3 ppm	26	50	66	YES	NO
Atm +/- 10%	+/- 1 ppm	20	40	66	YES	NO
Atm +/- 10%	+/- 0,05 ppm	26	40	66	YES	NO
Atm +/- 10%	1% vol	60	5	66		
Atm +/- 10%	1% vol	60	5	66	YES	YES
Atm +/- 10%	100 ppm	36	8	66	YES	YES
Atm +/- 10%	1% LEL between 0- 60% LEL	60	5	66		
Atm +/- 10%	1% LEL between 0- 60% LEL	60	5	66		

1 Magnetic calibration key

2 Tools

3 Calibration cup:

- Standard model: flammable, O<sub>2</sub>, CO, H<sub>2</sub>S, NO, H<sub>2</sub>
- Special gases model: NO<sub>2</sub>, SO<sub>2</sub>, Cl<sub>2</sub>, HCl, HCN, NH<sub>3</sub>, O<sub>3</sub>, ClO<sub>2</sub>, PH<sub>3</sub>, AsH<sub>3</sub>, SiH<sub>4</sub>

4 Bypass adapter for combustibile gases, CO, H<sub>2</sub>S, O<sub>2</sub>

5 Splash guard

6 Remote gas introduction device

7 PTFE protective filter / activated carbon filter (for extra protection of the sensor)

8 Mounting bracket

9 Gas collectors

10 Pitot tube

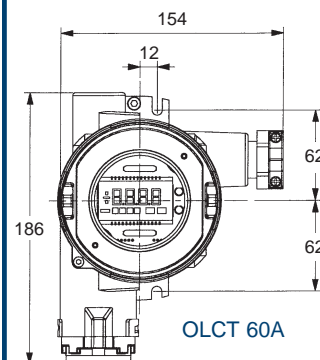
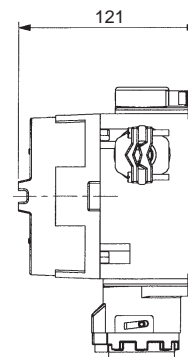
11 Mounting kit for remote sensor block



# Series 60

## SPECIFICATIONS

	<b>OLCT 60A</b>	<b>OLCT 60AD</b>
<b>Type</b>	Transmitter with display, XP	Remote transmitter with display, XP or IS*
<b>Gas detection principle</b>	Catalytic / Electrochemical	Catalytic / Electrochemical
<b>Detected gases</b>	Flammable & toxic gases and oxygen	Flammable & toxic gases and oxygen
<b>Measuring ranges</b>	See chart inside	
<b>Enclosure</b>	AS7 606 alloy - epoxy polyester paint	
<b>SENSOR</b>		
<b>Housing</b>	Stainless steel type 316 L	Stainless steel type 316 L
<b>Pre-calibrated sensor</b>	yes	yes
<b>Reading</b>	Backlit LCD display (4 digits) + pictograms + 2 LEDs	Backlit LCD display (4 digits) + pictograms + 2 LEDs
<b>Power supply at the detector</b>	15 to 30 VDC	15 to 30 VDC
<b>Maximum power consumption</b>	140 mA (catalytic), 80 mA (chemical)	140 mA (catalytic), 80 mA (chemical)
<b>Output signal</b>	4-20 mA	4-20 mA
<b>Default signal</b>	< 1 mA	< 1 mA
<b>Reading</b>	By LEDs and display	By LEDs and display
<b>Load impedance</b>	250 Ω	250 Ω
<b>Cabling</b>	3 reinforced wires	3 reinforced wires
<b>Loop impedance</b>	32 Ω (catalytic) (1 km in 1,5 mm <sup>2</sup> ) • 48 Ω (chemical) (1,5 km in 1,5 mm <sup>2</sup> )	32 Ω (catalytic) (1 km in 1,5 mm <sup>2</sup> ) 48 Ω (chemical) (1,5 km in 1,5 mm <sup>2</sup> )
<b>Wiring connection</b>	Gland, Cable 2 to 12 mm standard	Gland, Cable 2 to 12 mm standard
<b>Fastening</b>	2 x 7 mm holes	2 x 7 mm holes
<b>Ingress protection</b>	IP 66	IP 66
<b>Certification</b>	EEx d IIC T6 EEx d [ia] ia IIC T4 (with IS cell) ATEX II 2 GD INERIS 01ATEX0027X	EEx d IIC T6 EEx d [ia] ia IIC T4 (with IS cell)* ATEX II 2 GD INERIS 01ATEX0027X
<b>CEM mark</b>	EN 50270	EN 50270
<b>Weight</b>	1,6 kg	1,6 kg
<b>Dimensions</b>	L 154 x I 186 x H 121 mm	L 154 x I 200 x H 121 mm
<b>Operating temperature</b>	-25°C to +55°C	-25°C to +55°C



Subject to operating conditions.

\* Allows setting of toxic or O<sub>2</sub> cell block in "0 zone"

## INDUSTRIAL SCIENTIFIC CORPORATION

### CORPORATE HEADQUARTERS

1001 Oakdale Road • Oakdale, PA • 15071-1500 • USA

www.indsci.com



### AMERICAS

Tel.: +1-412-788-4353

Fax: +1-412-788-8353

info@indsci.com

### ASIA PACIFIC

Tel.: 86-10-8497-3970

Fax: 86-10-8497-3971

sales@isc-cn.com

### EUROPE

Tel.: 33-3-21-60-80-80

Fax: 33-3-21-60-80-00

info@groupoldham.com

### AUSTRALIA / NZ

Tel.: +61-2-8870-3400

### GERMANY

Tel.: +49-231 / 9241-0

### MIDDLE EAST

Tel.: +971-50-455-8518

### SINGAPORE

Tel.: +65-6561-7377

### UNITED KINGDOM

Tel.: +44-0-1782-562002

### CZECH REPUBLIC

Tel.: +420-234-622-222/3

### ITALY

Tel.: +39-011-3801371

### NETHERLANDS

Tel.: +31-76-5427-609

### SWITZERLAND

Tel.: +41-26-652-51-18